

# Model# LRG3001U

## Thor Kitchen 30-inch Professional Gas Range



### DIMENSION & WEIGHT

#### Product Dimension

Product width	30"
Product height (from bottom to top of back splash)	36.29"-37.29"
Product height (from bottom to top of side panel)	35.6"-36.6"
Product depth (from back panel to bullnose)	28.31"
Product depth (from back panel to control board)	27.04"
Product depth (from back panel to side panel front)	24.77"
Depth of control panel (minimum)	2.27"
Depth of control panel (bullnose)	3.54"
Adjustable legs	not to exceed 1"

Required Cutout Size (W x D x H) (in) 30 1/8" x 24.77" x 35.6(+1)"

### FEATURES

- Black Porcelain Drip Pan for Easy Surface Cleaning
- Heavy Duty Continuous Cast Iron Cooking Grates
- Black ABS Knobs
- 4.55 cu.ft. Oven Capacity
- Grey Porcelain Oven Interior with White Flakes
- One Halogen Lights
- Commercial Convection Fan
- Three Layers Glass Window
- Storage Drawer at Bottom

4K	9K	6K
18K		8K

### BURNER PERFORMANCE

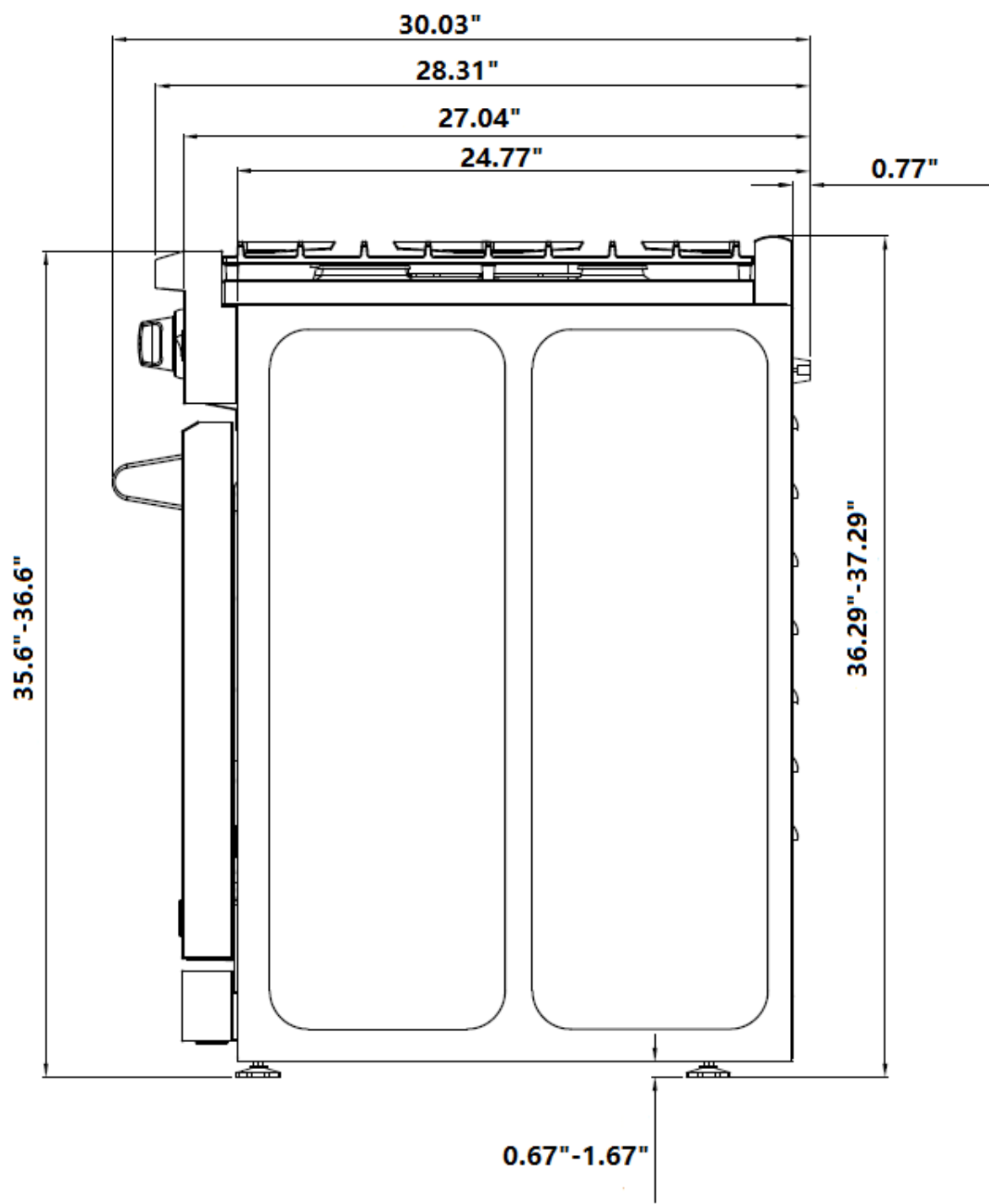
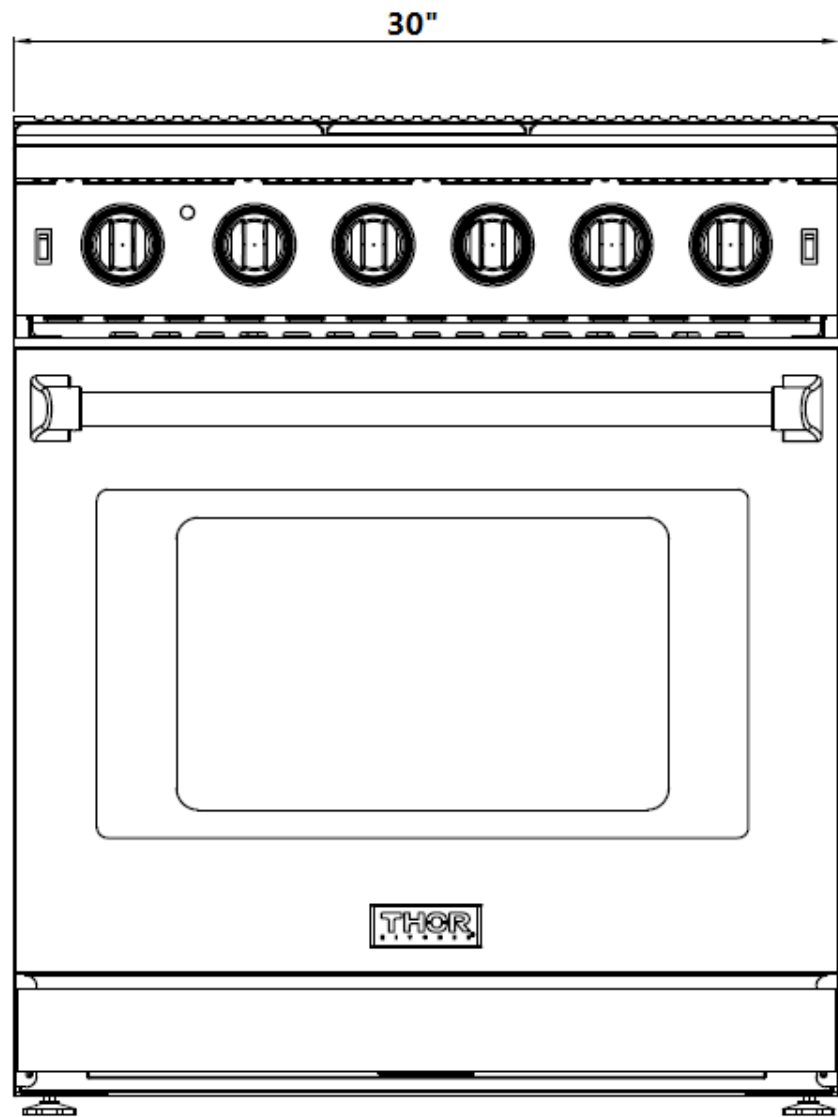
Total Number of Range Top Burners	5 Burners
Front Right (Single)	8,000 BTU
Front Left (Single)	18,000 BTU
Middle (Oval)	9,000 BTU
Rear Right (Single)	6,000 BTU
Rear Left (Single)	4,000 BTU
Tube Broil burner	10,000 BTU
U-shape burner (30" Oven)	18,500 BTU

### TECHNICAL DETAILS

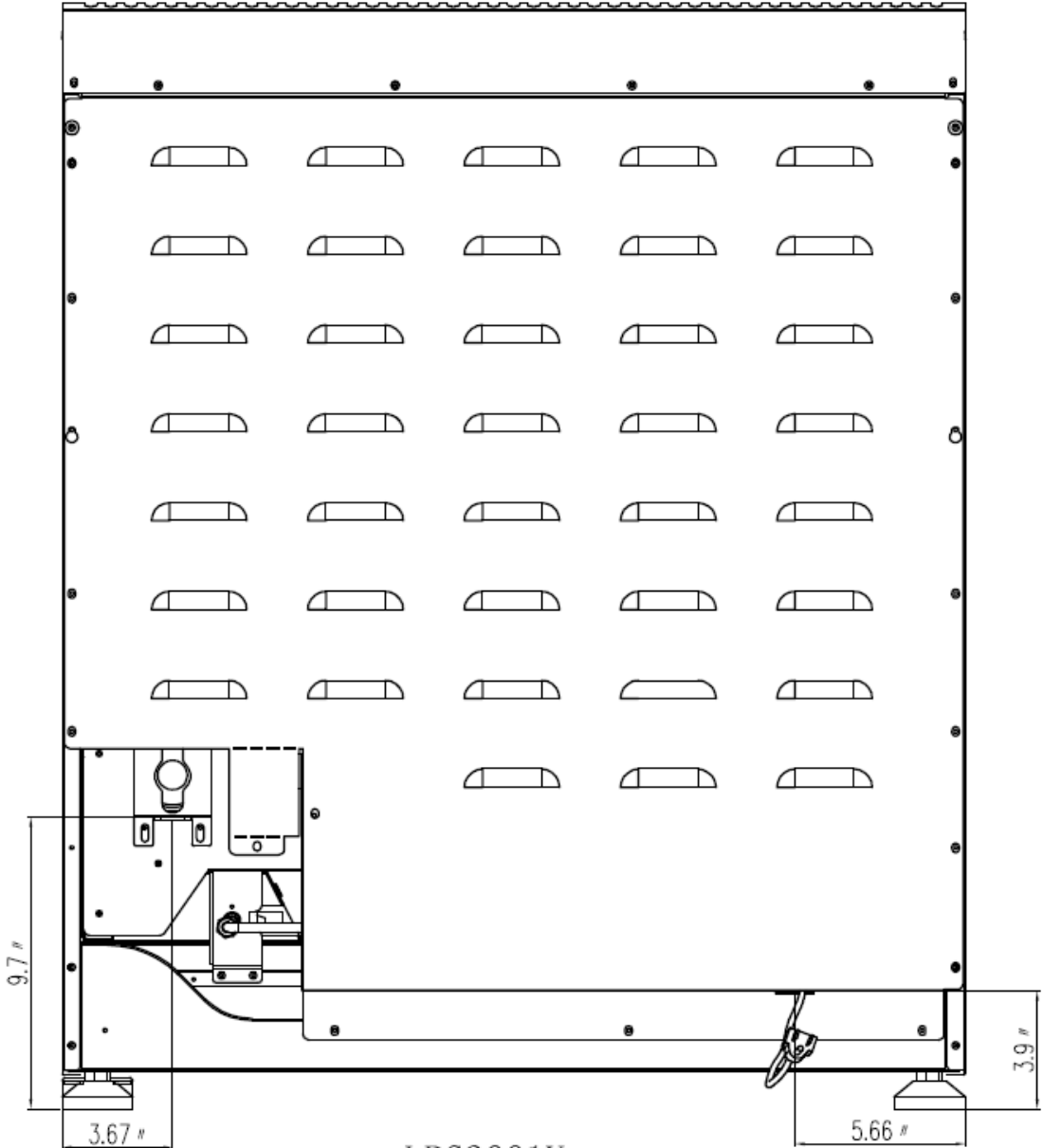
Fuel Type	Natural Gas / LP Convertible
Electrical Requirements	120V
Circuit Breaker (A)	15 or 20 A
Frequency (Hz)	60 Hz

### ACCESSORIES (NOT INCLUDED)

LPKLRG3001U	Liquid Propane Gas Conversion Kit
RG1022	Cast Iron Reversible Griddle



**NG: Input Pressure: 7 inches,  
Output Pressure: 5 inches  
LP: Input Pressure: 11 inches  
Output Pressure: 10 inches  
Size of Regulator: ½ inch**



LRG3001U